


Application FP03

Petroleum Flow Computer

for Quadrature Flowmeters



Features

- Volume correction according to ASTM D1250-04 and ASTM-IP-API Table 54
- Caters for wide range of petroleum products including crude, lube, refined and LPG
- Accepts temperature and/or density inputs for volume correction
- Allows quadrature flow input for ISO 6551 level B pulse security
- Allows for non-linear correction
- Selection of second language and user tags
- RTC logging with over 1000 entries
- Infra-red communications port on front panel
- Pulse width and scaling of pulse output
- 4-20mA retransmission
- Selectable protocols on serial ports including Modbus RTU and Printer output
- Front panel adjustment of 8-24V DC output voltage
- Backlit display
- LCD backup



Overview

The 515 FP03 application caters for custody transfer measurement of petroleum products. The frequency flow inputs can accept a quadrature signal for ISO 6551 level B pulse security. An analog temperature and/or density input allows for volume correction to reference conditions.

This instrument is compatible with a wide range of flowmeter frequency outputs, including millivolt signals, reed switches, Namur proximity switches and pulse trains via its smart front-panel program selection.

The flow computer displays the net and gross flowrates, resettable and accumulated totals. It can be used to measure a range of crude and refined petroleum fluids including gasoline, jet fuels, heating oils, diesels, lube oils and LPGs.

Calculations

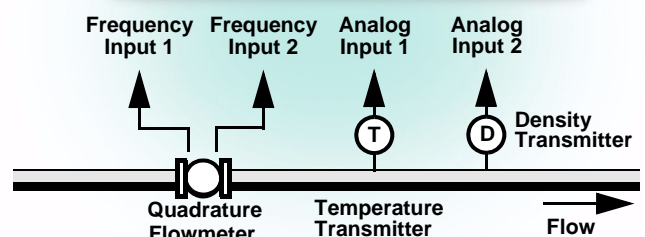
The volume total and flowrate are derived from accurately measured frequency and the number of received pulses.

$$volume = pulses / k-factor$$

$$volume\ flow = frequency / k-factor$$

The volume correction calculations are based on the ASTM D1250-04 and API Table 54 standard for the following products:

- Crude Oils
- Lube Oils
- Refined Products
- Light Hydrocarbon Liquids (LPG)



Displayed Information

The front panel display shows the current values of the input variables and the results of the calculations. A list of the variables for this application and their type (total or rate) is shown at the end of this document.

The instrument can be supplied with a real-time clock for data logging of over 1000 entries of the variables as displayed on the main menu.

Communications

There are three communication ports available as follows:

- RS-232 port (standard)
- RS-485 port (advanced option)
- Infra-red port (on front panel)

The ports are available for remote data reading, printouts and for initial application loading of the instrument.

Isolated Outputs

The opto-isolated outputs can re-transmit any main menu variable. The type of output is determined by the nature of the assigned variable. Totals are output as pulses and rates are output as 4-20mA signals. One output is standard, a second output is available as an option.

Relay Outputs

The relay alarms can be assigned to any of the main menu variables of a rate type. The alarms can be fully configured including hysteresis. Two relays are standard with an additional two available in the advanced option.

Software Configuration

The instrument can be further tailored to suit specific application needs including units of measurement, custom tags, second language or access levels. A distributor can configure these requirements before delivery.

Instrument parameters including units of measurement can be programmed in the field, according to the user-access levels assigned to parameters by the distributor.

All set-up parameters, totals and logged data are stored in non-volatile memory with at least 30 years retention.

Temperature and Density Input Types

Temperature sensor input can be either PT100, PT500, 4-20mA, 0-5V or 1-5V signals. Density sensor input can be either 4-20mA, 0-5V or 1-5V signals.

Terminal Designations

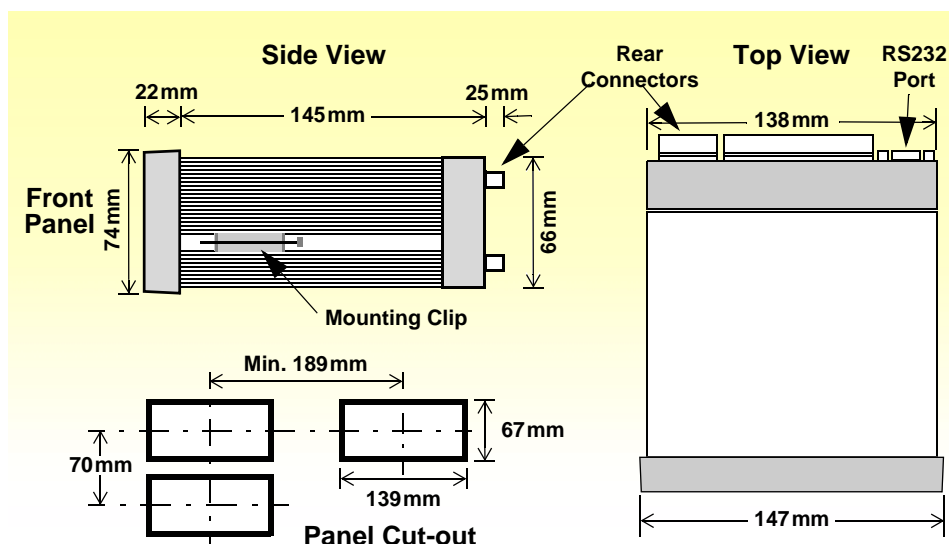
| Terminal Label | Designation | Comment |
|----------------|-----------------|-----------------------|
| 1 | FINP 1+ | Frequency Input 1+ |
| 2 | FINP 2+ | Frequency Input 2+ |
| 3 | SG | Signal ground |
| 5 | EXC V 2+ | Excitation Term 2+ |
| 7 | AINP1 + | Analog input ch 1 (+) |
| 8 | AINP1 - | Analog input ch 1 (-) |
| 9 | AINP2 + | Analog input ch 2 (+) |
| 10 | AINP2 - | Analog input ch 2 (-) |
| 15 | Vo + | 8-24 volts DC output |
| 16 | G - | DC Ground |
| 17 | Vi + | DC power input |
| 18 | SH E | Shield terminal |
| 19 | RS485 + | RS485 (+) |
| 20 | RS485 - | RS485 (-) |
| 21 | RS485 G | RS485 ground |
| 22 | LOGIC INPUTS 1+ | Switch 1 |
| 23 | LOGIC INPUTS 2+ | Switch 2 |
| 24 | LOGIC INPUTS 3+ | Switch 3 |
| 25 | LOGIC INPUTS 4+ | Switch 4 |
| 26 | LOGIC INPUTS C- | Signal ground |
| 27 | OUT 1 + | Output ch 1 (+) |
| 28 | OUT 1 - | Output ch 1 (-) |
| 29 | OUT 2 + | Output ch 2 (+) |
| 30 | OUT 2 - | Output ch 2 (-) |
| 31 | RELAYS RC | Relay common |
| 32 | RELAYS R1 | Relay 1 |
| 33 | RELAYS R2 | Relay 2 |
| 34 | RELAYS R3 | Relay 3 |
| 35 | RELAYS R4 | Relay 4 |
| E | AC MAINS E | Mains ground |
| N | AC MAINS N | Mains neutral |
| A | AC MAINS A | Mains active |
| RS232 port | | 9-pin serial port |

Dimension Drawings

Part Number

515-XXXXXX-FP03
see **Product Codes** to select required features

Default Application software:
515-FP03-000000



Specifications

General

Operating Environment

| | |
|---------------------|--|
| Temperature | -20°C to +60°C (conformal coating) +5°C to +40°C (no coating) |
| Humidity | 0 to 95% non condensing (conformal coating) 5% to 85% non condensing (no coating) |
| Power Supply | 95...135 V AC or 190...260 V AC or 12...28 V DC |
| Consumption | Typically 6W |
| Protection | Sealed to IP65 (Nema 4X) when panel mounted |
| Dimensions | 147mm (5.8") width 74mm (2.9") height 167mm (6.6") depth |

Display

| | |
|--------------------|---|
| Type | Backlit LCD with 7-digit numeric display and 11-character alphanumeric display |
| Digits | 15.5mm (0.6") high |
| Characters | 6mm (0.24") high |
| LCD Backup | Last data visible for 15min after power down |
| Update Rate | 0.3 second |

Non-volatile Memory

| | |
|--------------------|------------------------|
| Retention | > 30 years |
| Data Stored | Setup, Totals and Logs |

Approvals

| | |
|---------------------|--|
| Interference | CE compliance |
| Enclosure | ATEX, FM, CSA and SAA approved enclosures available for hazardous areas |

Real Time Clock (Optional)

| | |
|---------------------|--------------------------------------|
| Battery Type | 3 volts Lithium button cell (CR2032) |
| Battery Life | 5 years (typical) |

Inputs

Frequency Input (General)

| | |
|-------------------------|--------------------------------------|
| Range | 0 to 10kHz (3kHz for pulse security) |
| Overvoltage | 30V maximum |
| Update Time | 0.3 sec |
| Cutoff frequency | Programmable (default at 0.25Hz) |
| Configuration | Pulse, coil or NPS input |
| Non-linearity | Up to 10 correction points |

Pulse

| | |
|--------------------|--|
| Signal Type | CMOS, TTL, open collector, reed switch |
| Threshold | 1.3 volts |

Coil

| | |
|--------------------|-----------------------|
| Signal Type | Turbine and sine wave |
| Sensitivity | 15mV p-p minimum |

NPS

| | |
|--------------------|------------------------------|
| Signal Type | NPS sensor to Namur standard |
|--------------------|------------------------------|

Analog Input (General)

| | |
|----------------------|--|
| Overcurrent | 100mA absolute maximum rating |
| Update Time | < 1.0 sec |
| Configuration | RTD, 4-20mA, 0-5V and 1-5V input |
| Non-linearity | Up to 20 correction points (flow inputs) |

RTD Input

| | |
|--------------------|--------------------------|
| Sensor Type | PT100 & PT500 to IEC 751 |
| Connection | Four Wire |
| Range | -100°C to 300°C |
| Accuracy | 0.1°C typical |

4-20mA Input

| | |
|------------------|---|
| Impedance | 100ohms (to common signal ground) |
| Accuracy | 0.05% full scale (20°C) 0.1% (full temperature range, typical) |

0-5 or 1-5 Volts Input

| | |
|------------------|---|
| Impedance | 10Mohms (to common signal ground) |
| Accuracy | 0.05% full scale (20°C) 0.1% (full temperature range, typical) |

Logic Inputs

| | |
|--------------------|--|
| Signal Type | CMOS, TTL, open collector, reed switch |
| Overvoltage | 30V maximum |

Outputs

Relay Output

| | |
|-----------------------|-----------------------------------|
| No. of Outputs | 2 relays plus 2 optional relays |
| Voltage | 250 volts AC, 30 volts DC maximum |
| Current | 3A maximum |

Communication Ports

| | |
|------------------|---|
| Ports | RS-232 port RS-485 port (optional) Infra-red port |
| Baud Rate | 2400 to 19200 baud |
| Parity | Odd, even or none |
| Stop Bits | 1 or 2 |
| Protocols | ASCII, Modbus RTU, Printer (RS232) |

Transducer Supply

| | |
|-------------------|---------------------------------|
| Voltage | 8 to 24 volts DC, programmable |
| Current | 70mA @ 24V, 120mA @ 12V maximum |
| Protection | Power limited output |

Isolated Output

| | |
|-----------------------|---|
| No. of Outputs | 1 configurable output (plus 1 optional) |
| Configuration | Pulse/Digital or 4-20mA output |

Pulse/Digital Output

| | |
|--------------------|---|
| Signal Type | Open collector |
| Switching | 200mA, 30 volts DC maximum |
| Saturation | 0.8 volts maximum |
| Pulse Width | Programmable: 10, 20, 50, 100, 200 or 500ms |

4-20mA Output

| | |
|-------------------|---|
| Supply | 9 to 30 volts DC external |
| Resolution | 0.05% full scale |
| Accuracy | 0.05% full scale (20°C) 0.1% (full temperature range, typical) |

Important: Specifications are subject to change without notice.

Ordering Information

Customer:

Purchase Order Ref:

If custom settings are required prior to delivery, please specify preferences in the table below. Include this form with the purchase order and specify "Custom Selection Attached". (Units of measurement can be changed in field if required).

Product Codes

| Model | Supplementary Code | | | | | | Description |
|-------------------------|--------------------|---|--|--|------|--|---|
| 515 | - FP03 | | | | | | |
| Enclosure | 1 | | | | | | Panel mount enclosure |
| | 2 | | | | | | Field mount enclosure (not yet available) |
| | 3/5 | | | | | | Explosion proof Ex410 with metric glands (5 specifies heater version) |
| | 4/6 | | | | | | Explosion proof Ex410 with NPT glands (6 specifies heater version) |
| Output Options | 0 | | | | | | Basic – 9 way DB RS232 serial port, 2 relays, 1 isolated 4-20 or pulse output and 4 logic inputs |
| | 1 | | | | | | Advanced - also includes RS485 port, 2 extra relays, 1 extra isolated output and Real-time clock for printer output and logging |
| CPU Type | 1 | | | | | | Standard - ASCII and printer protocol, extra logging (1000+ logs) |
| Power Supply | | E | | | | | For 220/240 VAC |
| | | A | | | | | For 110/120 VAC |
| | | D | | | | | For DC power only 12-28 VDC |
| Display Panel Option | | F | | | | | Fully optioned (with backlight, LCD backup and Infra-Red comms port) |
| PCB Protection | | C | | | | | Conformal coating - required for maximum environmental operating range. Recommended to avoid damage from moisture and corrosion. |
| | | N | | | | | None - suitable for IEC standard 654-1 Climatic Conditions up to Class B2 (Heated and/or cooled enclosed locations) |
| Application Pack Number | | | | | FP03 | | Defines the application software to be loaded into the instrument |

Example full product part number is 515.111EFC-FP03 (This is the number used for placing orders).

Main Menu Variables

| Main Menu Variables | Default Units | Preferred Units | Variable Type |
|---------------------|---------------------|-----------------|---------------|
| Net Volume | m ³ | | Total |
| Net Flowrate | m ³ /min | | Rate |
| Gross Volume | m ³ | | Total |
| Gross Flowrate | m ³ /min | | Rate |
| Mass | kg | | Total |
| Mass Flowrate | kg/min | | Rate |
| Temperature | Deg C | | Rate |
| Density | kg/m ³ | | Rate |

Please specify the preferred units of measurement.



500 Series in Ex410 Enclosure

www.contrec.com.au

Contrec Pty Ltd

22 Hall Street Hawthorn East
 Victoria 3123 AUSTRALIA
 Tel: +61 3 9804 4200 Fax: +61 3 9822 8329
 Email: sales@contrec.com.au

Contrec Europe Limited

PO Box 436 Sowerby Bridge,
 West Yorkshire HX6 3YA, UK
 Tel: +44 1422 829 940 Fax +44 1422 829 941
 Email: sales@contrec.co.uk

Contrec - USA, LLC

916 Belcher Drive, Pelham AL 35124 USA
 Tel: (205) 685 3000 Fax: (205) 685 3001
 Email: contrec@contrec-usa.com

A Delft Instruments company